



Key Stage 1

Treasure Hunt

Teachers Notes & Answers

Timings: 30– 40 minutes

National Curriculum Links:1,2,3,6a and English 5

Before you visit

- The aim of this worksheet is to get the children to focus on the view during their visit.
- Your children will need to try and find the points of reference within the view (or use the view graphics) and fill in the missing letters in the worksheet to find the place the treasure is hidden.
- Please print the required sheets before you visit. Clipboards and pens will also be required.
- Please note there is no seating for the pupils to complete this task so they will need to work on the floor or lean on books

During your visit

1. This task can be run in conjunction with the 'Through the Porthole' which also aims to focus the pupils on the view. If you are looking to undertake both tasks during your visit, please remember to book the 'Through the Porthole' prop box before you visit.
2. Your visit will start with the animated film show on the ground floor, this will introduce the ship/ pirate theme for your visit.
3. Ask the children to think about what life was like on a pirate ship and what they did to raise money?
4. Ask the children to think about the ways in which ships found their way?
5. Ask the children how they think this has changed—what do we use today?
6. Show them the view graphics on the floor and discuss what they tell us.
7. Set the scene – they are to become pirates, they are in the crow's nest of a ship and they are to look out and find famous points of interest around the area. They must search within the view to find the points on their worksheet and then use the floor graphics to help complete the answers and search for the location of the missing treasure.
8. During your visit you may wish to allow small groups to break out and have a go on our i-VIEW interactive screens to learn more about points within the view & the rib ride stimulator.
9. For children who finish the task there is a fun activity sheet at the entrance to View Deck 1 which you are welcome to use.

Treasure Hunt—Answers

You are a pirate looking out of your crows nest, use the clues below to find the location of the missing treasure. To complete this task look out around the city and find the places—use the floor graphics on View Deck1 /i-VIEW' screens to help



Can you find this place? It is a shape we see everywhere What it is called?

S Q U A R E T O W E R

Write down the 1st letter in your answer on your sheet—S



This is a famous building in the City?

P O R T M O U T H C A T H E R D A L

Write down the 1st letter in your answer on your sheet —P



Can you find this ship? What is it called?

H M S W A R R I O R 1 8 6 0


Write down letter 8 and record it on the answer sheet—I



What is the number in the address of this building?

O N E

Write down letter 2 on your answer sheet. You will need to use this letter twice in your answer to find the missing treasure—N / N



The central town hall for Portsmouth is called?

G U I L D H A L L

Count 7 letters and record this letter—A



Treasure Hunt—Answers



Can you see this out at sea? What is it's name?

SPITBANK

Write down the last letter of the word on your answer sheet.—K



Look for the castle from which Henry VIII saw the Mary Rose sink?

SOUTHSEA CASTLE


Count 7 letters and write it on your answer sheet.—E



What boat is in this museum?

MARY ROSE

Count 3 letters and write down this answer—R



Find this round building? You need to use the whole last word of this place as part of your answer?

ROUND TOWER

Record all of the last word on your answer sheet—TOWER

ANSWERS

S P I N N A K E R

T O W E R

Well done my hearties let your next adventure begin!!

Written in conjunction with Cathy Tili from Cottage Grove Primary School

Treasure Hunt Worksheet

You are a pirate looking out of your crows nest, put on your pirate hat and use the clues below to find the location of the missing treasure. To complete this task look out around the city and find the places— use the floor graphics on View Deck1 /i-VIEWS to help



Can you find this place? It is a shape we see everywhere. What it is called?

_____ QUARE TOWER

Write down the 1st letter in your answer on your back of the this sheet.



This is a famous building in the City?

___ORTSMOUTH CATHERDAL

Write down the 1st letter in your answer on your sheet.



Can you find this ship? What is it called?


HMS WARR __ OR 1860

Write down letter 8 and record it on the answer sheet.



What is the number in the address of this building?

Write down letter 2 on your answer sheet. You will need to use this letter twice in your answer to find the missing treasure.



The central town hall for Portsmouth is called?

G ___ILDH ___LL

Count 7 letters and record this letter



Treasure Hunt Worksheet



Can you see this out at sea? What is it's name?

S _ _ ITBAN _ _ _

Write down the last letter of the word on your answer sheet.



Look for the castle from which Henry VIII saw the Mary Rose sink?

SOUTHS _ _ _ A CASTL _ _ _


Count 7 letters and write it on your answer sheet.



What boat is in this museum?

MA _ _ Y _ _ _ O S E

Add the missing letter to the answer sheet.



Find this round building? You need to use the whole last word of this place as part of your answer?

ROUND _ _ _ _ _ _ _ _ _ _

Record all of the last word on your answer sheet.

ANSWERS

Well done my hearties let your next adventure begin!!

Written in conjunction with Cathy Tili from Cottage Grove Primary School